



10 μ s



25 μ s



45 μ s



60 μ s

Ellips[®] 1.4



Early Streamer Emitter Lightning Rod
Triggering advance : 60 μ s



Ellips[®] 1.4

Early Streamer Emitter Lightning Rod

EN-10008-E14



www.lpsfr.com

See the product



Ellips[®] 1.4 Early Streamer Emitter Lightning Rod 60 μ s

The ELLIPS[®] (E.S.E.) lightning rod is the result of more than 10 years of laboratory and field research and experimentation.

Combining advanced materials and technology, the ELLIPS[®] lightning rod is a product designed to optimize your entire lightning protection.

Wired tester available with specific Test@ir[®] accessory.

Its aesthetic allows its integration in all projects.

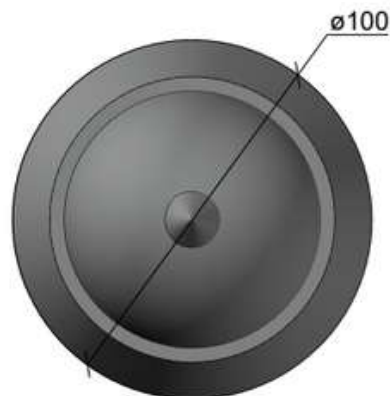
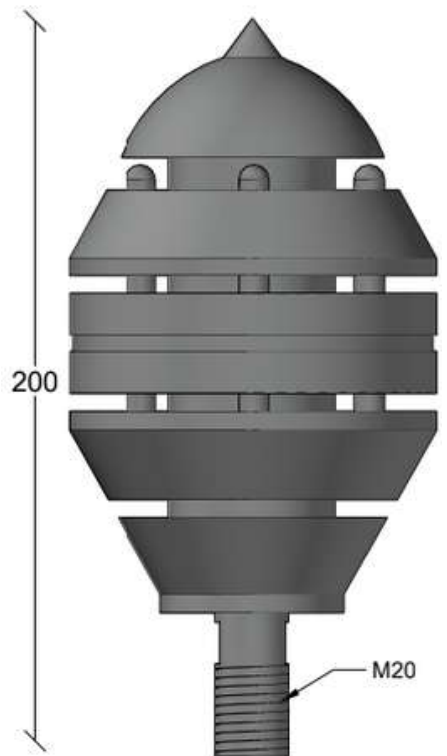
Ellips[®] 1.4

Early Streamer Emitter Lightning Rod

Characteristics :

Reference	Triggering advance	Dimensions in mm	Weight in kg	Main axis
10008	60 μ s	200x100	1,622	M20

- Material: aluminum alloy and patented polymer materials
- Compliance with NFC 17-102:2011, UNE 21186, IEC 62305 standards and equivalent country standards



MADE IN FRANCE

www.lpsfr.com

See the product



Ellips® 1.4

Early Streamer Emitter Lightning Rod

EN-10008-E14



MADE IN FRANCE

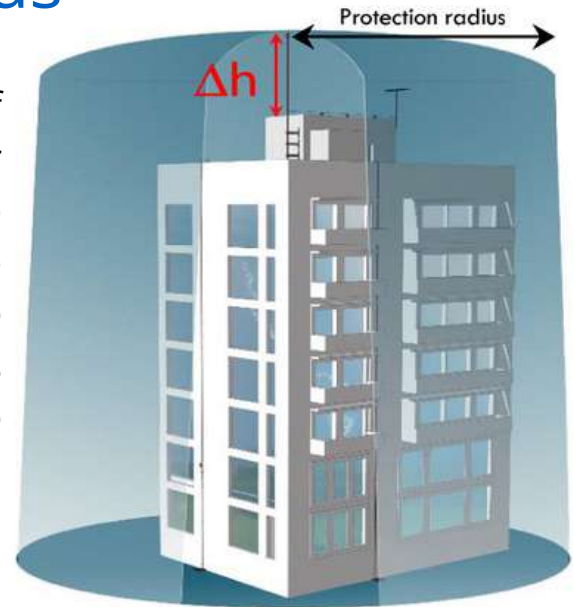
www.lpsfr.com

See the product



Protection radius

The radius of protection of an Early Streamer Emitter Lightning Rod is related to its height (h) in relation to the structure to be protected, its effectiveness (triggering advance) and the level of protection determined beforehand.



Level of protection

	I	II	III	IV
2	31	35	39	43
3	47	52	58	64
4	63	69	78	85
5	79	86	97	107
10	79	88	99	109
20	80	89	102	113
60	80	90	104	120

Δh (m) is indicated on the left side of the table, and Radius in metres is indicated on the right side.

Example: for $\Delta h = 5$ m and protection level II, then the protection radius of Ellips® 1.4 (triggering advance = 60 μ s) is 86 m.



The LPS Manager application

Allows you to simply calculate the protection level of a site and view the protection radius of the Ellips® 1.4 in situation.

Ellips® 1.4

Early Streamer Emitter Lightning Rod

EN-10008-E14



MADE IN FRANCE

www.lpsfr.com

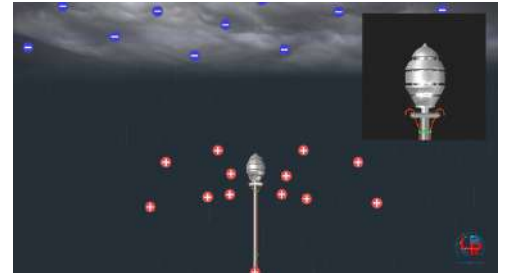
See the product



Operating

1. Ellips® is charging:

The element called «charger» is designed to accumulate natural ions in the «Inductive Central System» (patented).





2. Ellips® creates a huge electric field:

Thanks to the «Central Inductive System» and the «Booster», Ellips® creates a gigantic electric field of charge opposite to that of the natural electric field present and stimulates the «Capture Head».

3. Capture and conduction by the Ellips® Early Streamer Emitter Lightning Rod:


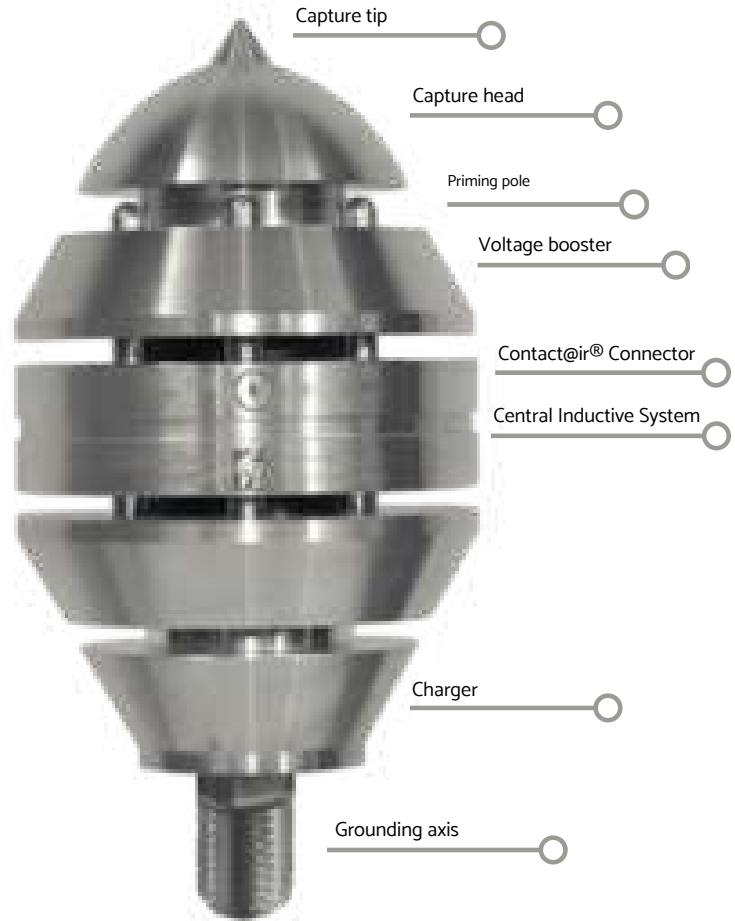
The trigger of the Ellips® system attracts the descending tracer and creates the conditions for "lightning strike". The capture tip then guides the lightning current through its axis to the grounding conductors.



Ellips[®] 1.4

Early Streamer Emitter Lightning Rod

Validation tests



Compliant with the standards

NFC 17-102:2011
 UNE 21186
 IEC 62305

and to equivalent country standards



www.lpsfr.com

See the product



Verification tests



Test@ir[®] is used to test the operation of Ellips[®] Early Streamer Emitter lightning rods.

This test requires the Ellips[®] lightning rod to be removed from its bracket.

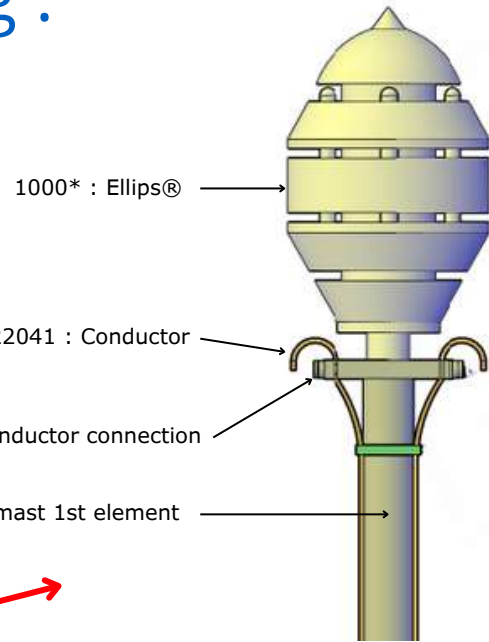
EN-10008-E14



Ellips[®] 1.4

Early Streamer Emitter Lightning Rod

Positioning :



1000* : Ellips[®]

22041 : Conductor

10012 : Lightning rod-conductor connection

11121 : Elevation mast 1st element

43601 :
Aerial mast diverter

43101 : Concrete-PVC block

22041 :
Downward conductors

43107 ou 43108
ou 43231 +43301 :
Downward conductor fastenings

1000* :
Early Streamer Emitter lightning rod
Ellips[®] range

50001 :
Contact@ir[®] Option

10012 :
Lightning rod-conductor
connection

11121+ 11221 + 11321 :
Set of elevation masts

11531 :
Masts fastenings

34348 :
Ground spike/conductor lug

34843 :
Ground spikes

Ellips[®] 1.4

Early Streamer Emitter Lightning Rod

Your smart maintenance

Throughout the life of your lightning protection installation:

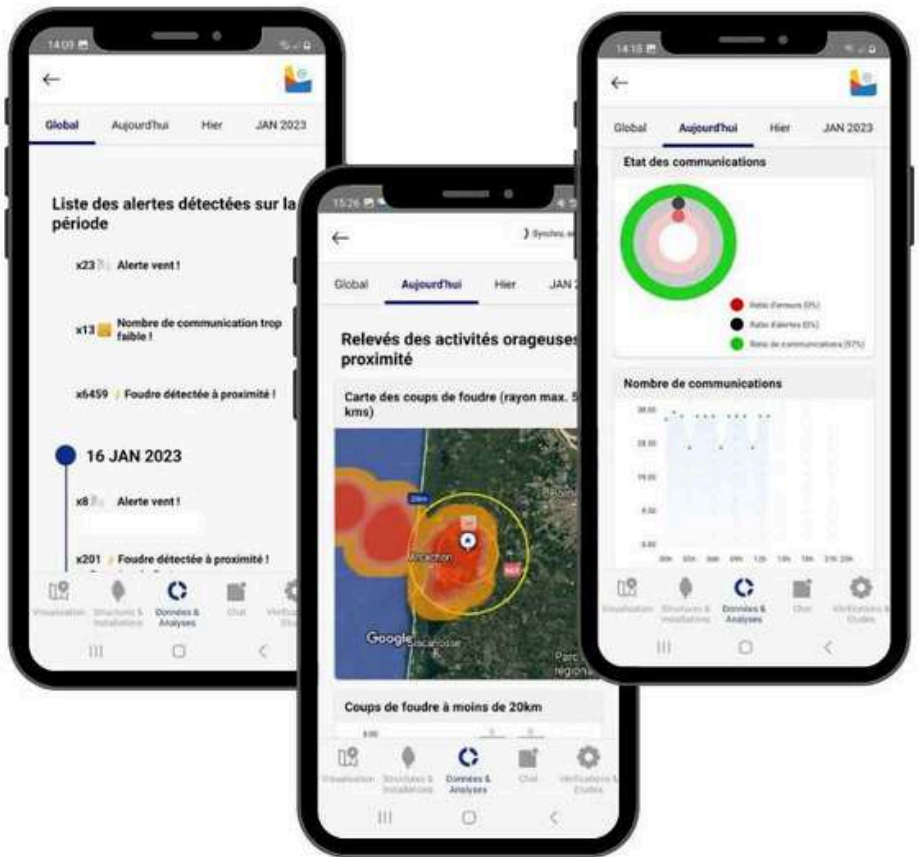
- Easily perform installation checks
- Meet standard maintenance requirements
- Preserve your manufacturer and installer warranties
- Ensure your safety
- Manage your installation from the LPS Manager application



MADE IN FRANCE

www.lpsfr.com

See the product



lpsmanager.io





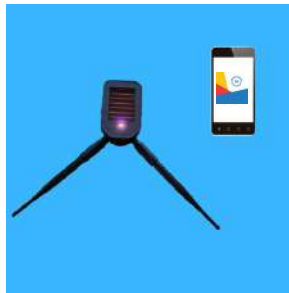
Ellips[®] 1.4

Early Streamer Emitter Lightning Rod

Permanent Monitoring of the installation

By adding a communicating counter (Compt@ir[®] or Alert@ir[®] XT):

- Working condition of the product
- Authenticity of the product
- Real-time alerts (lightning strikes, current measurement, product defect)
- Historization of information
- Management in the LPS Manager application



Contact@ir[®] MD

Contact@ir[®]
+
Rout@ir[®]

Contact@ir[®]
+
Dongl@ir[®]

Identification of the product

✓

✓

✓

Product test

✓

✓

✓

In real time alerts

✓

✓

✗

History

✓

✓

✗

Connectivity

✓

✓

✗

Autonomous power supply

✓

✗

✗

www.lpsfr.com

See the product



Contact@ir[®] System



Ellips[®] 1.4

Early Streamer Emitter Lightning Rod

Monitor any lightning installations with Contact@ir[®] System

New or old installation, all brand, Choose:

ESE



Paraton@ir[®]



Compt@ir[®]



Alert@ir XT[®]

Example: for a new installation that requires remote monitoring, choose Paraton@ir[®] + a Contact@ir[®] System solution.

New or old installation, choose:

Simple Rod



Meshed cage



Tensioned cables



Compt@ir[®]



Alert@ir XT[®]

Example: for an existing installation of any kind, choose Compt@ir[®] or Alert@ir[®] XT + a Contact@ir[®] System solution.



www.lpsfr.com

See the product



Contact@ir[®] System



EN-10008-E14